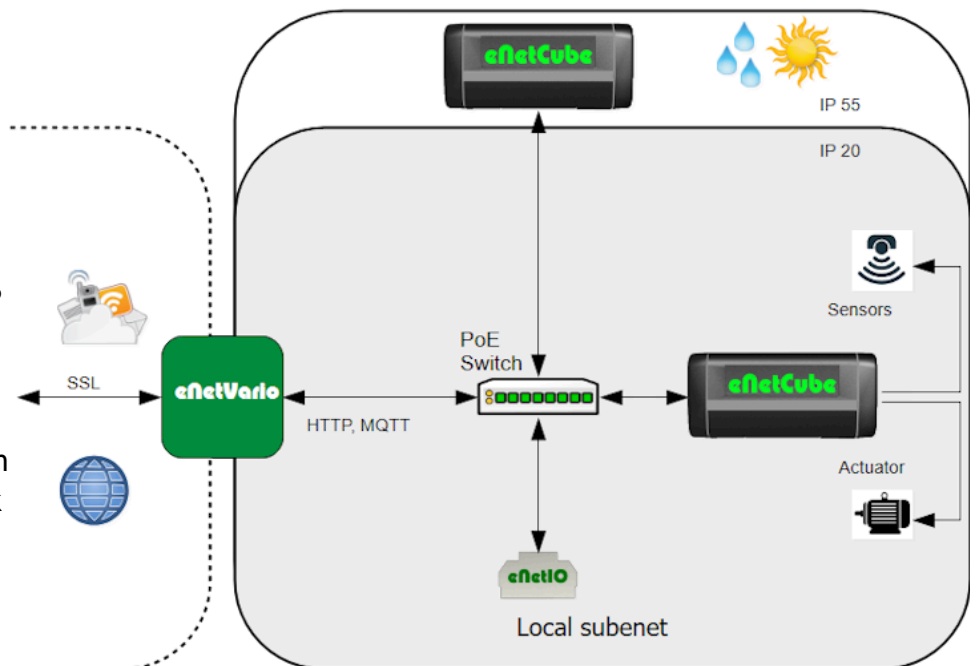




The **eNetCube-01-01-01** provides you with two galvanically isolated inputs in a waterproof housing. It works both standalone and integrated in control systems in industry or in the home user area (e.g. openHAB, **Node-Red**).

The eNetCube is a standalone part of a whole series, for connecting different sensors and actuators for industrial applications and the home environment. The network interface is used for communication (**HTTP, JSON REST-API, MQTT**) as well as for power supply of the device via PoE. The integrated HTTP server enables convenient setting of all system-relevant parameters. All software interfaces are based on open protocols. Thus, all devices can be operated directly in your network environment without registration, app or cloud connection. This offers the highest possible protection for your data.



You can find more information about our products and services at [www.enetcube.com](http://www.enetcube.com)



## Case

- Robust and compact enclosure
- Mounting:
  - Top-hat rail mounting according to EN 60715
  - Tripod thread 1/4"-20
  - Stand

## Galvanic Isolation

- 3KV digital Input ↔ Device
- The spacing between individual terminals and the device is  $\geq 3\text{mm}$  each

## Communication interface

- RJ45, LAN Ethernet 10/100MBit
- M2M Kommunikation
- MQTT Client
- HTTP Homepage
- REST JSON-API

## Other interface

- 2 RGB-LEDs controllable with PWM

## Power supply

- Power over Ethernet IEEE 802.3af

## 2x Digital Outputs

- Relay, make contact for 0 to 250V
- Configurable as mono/bistable switch
- LED status display

## Terminal Block

- Phoenix Contact 182879
- Grid: 5mm
- Wire cross-section AWG: 24-16

## Technische Daten

Dimensions LxWxH [mm]	91 x 47,2 x 41
Ambient temperature [°C]	


-Operation	min: 0	max: 50
-Storage	min: -40	max: 80
Air humidity [% r.H.]	min: 0	max: 90
Power supply		
-Network PoE	IEEE802.3af, Class 0	
-Voltage [V]	min: 18	max: 48
-power consumption [W]	typ: 0,5	max: 3,84
Digital Outputs		
Quantity	2	
Contacts	<ul style="list-style-type: none"> <li>• Output 1 is on contact 1 and 2</li> <li>• Output 2 is on contact 3 and 4</li> </ul>	
Implementation	Relay, normally open	
Rated voltage		max: 250V~
Switching voltage		max: 440V~
Breaking capacity		max: 1500VA
Rated current		max: 6A
Galvanic isolation	$\geq 3\text{KV}$	
Wire cross-section [AWG]	min: 24	max: 16
Contact ratings [cycles] (VDE0660, VDE0631, UL508)	<ul style="list-style-type: none"> <li>• <math>1 \times 10^5</math> bei 6A &amp; 250V~</li> <li>• <math>5 \times 10^5</math> bei 6A (resistive) &amp; 30V=</li> <li>• <math>3 \times 10^6</math> bei 0,3A (L/R=40ms) &amp; 50V=</li> </ul>	




You can find more information about our products and services at [www.enetcube.com](http://www.enetcube.com)



SYSTEMS  
DEVICES  
PROTOTYPES



HARDWARE  
SOFTWARE  
DEVELOPMENT



develop

assemble

ASSEMBLY  
SMD / THT  
AOI



COMPETENCE  
QUALITY  
SERVICE

CONTROLLER  
LINUX  
NODE RED

EMBEDDED  
MODULES  
SENSORS

REMOTE IO  
REST / MQTT  
POE



You can find more information about our products and services at [www.enetcube.com](http://www.enetcube.com)

