

The eNetIO-8-addddddd provides you with twenty-nine outputs in the form of a relay normally open contact and one electrically isolated input.

It works both stand-alone and integrated in control systems in industry or in the home user area (e.g. openHAB, **Node-Red**).

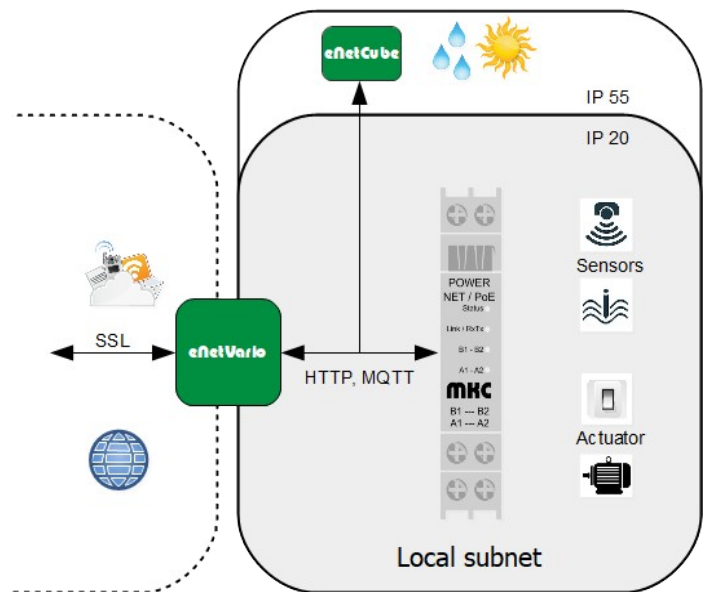
The device is an independent part of a whole series, for the connection of different sensors and actuators for industrial applications and the private environment.

The network interface is used for communication (**HTTP, JSON REST-API, MQTT**) as well as for power supply of the device via PoE.

The integrated HTTP server enables convenient setting of all system-relevant parameters.

All software interfaces are based on open protocols.

Thus, all devices can be operated directly in your network environment without registration, app or cloud connection. This offers the highest possible protection for your data.



You can find more information about our products and services at [www.mkc-gmbh.de](http://www.mkc-gmbh.de)



## Case

- Robust and compact enclosure for top-hat rail mounting according to EN 60715

## Galvanic isolation

- The device is completely galvanic decoupled from the power supply and from the sensors and actuators connected to the screw terminals.

## Communication interface

- RJ45, LAN Ethernet 10/100MBit
- M2M Communication
- MQTT Client
- HTTP Homepage

## Power supply

- Network, PoE
- Alternatively 18 - 48V DC (protected against polarity reversal)

## 29x digital outputs

- Configurable as mono/bistable switch
- LED status indicator

## 1x digital inputs

- Sampling interval: ca. 2ms
- Weighted arithmetic mean as input filter
- LED status indicator

## Technical specifications

|                          |              |         |
|--------------------------|--------------|---------|
| Dimensions LxWxH [mm]    | 90 x 35 x 60 |         |
| Ambient temperature [°C] |              |         |
| - Operation              | min: 0       | max: 50 |
| - Storage                | min: -40     | max: 80 |
| Air humidity [% r.H.]    | min: 0       | max: 90 |


|  |  |                 |
|--|--|-----------------|
| Power supply                                       |  |                 |
| - Network PoE                                      | IEEE802.3af, Class 0   |                 |
| - Voltage [V]                                      | min: 18  | max: 48         |
| - power consumption [W]                            | typ: 0,5   | max: 3,84       |
| Digital outputs                                    |  |                 |
| Quantity   | 29   |                 |
| Contacts   | A1 – A2, A3 – A4, B3 – B4, C3 – C4, D3 – D4, A5 – A6, B5 – B6, C5 – C6, D5 – D6, A7 – A8, B7 – B8, C7 – C8, D7 – D8, A9 – A10, B9 – B10, C9 – C10, D9 – D10, A11 – A12, B11 – B12, C11 – C12, D11 – D12, A13 – A14, B13 – B14, C13 – C14, D13 – D14, A15 – A16, B15 – B16, C15 – C16, D15 – D16, |                 |
| Implementation                                     | Relay, normally open   |                 |
| Rated voltage                                      |  | max: 250V~      |
| Switching voltage                                  |  | max: 440V~      |
| Breaking capacity                                  |  | max: 1500VA     |
| Rated current                                      |  | max: 6A         |
| Galvanic isolation                                 | ≥ 3KV  |                 |
| Wire cross-section [AWG]                           | min: 24  | max: 16         |
| Contact ratings [cycles] (VDE0660, VDE0631, UL508) | - 1x10 <sup>5</sup> with 6A & 250V~<br>- 5x10 <sup>5</sup> with 6A (resistive) & 30V=<br>- 3x10 <sup>6</sup> with 0,3A (L/R=40ms) & 50V=   |                 |
| Digital inputs                                     |  |                 |
| Quantity   | 1  |                 |
| Contacts   | B1 – B2  |                 |
| V <sub>IH</sub>                                    | min: 12V AC/DC   | max: 230V AC/DC |
| V <sub>IL</sub>                                    |  | max: 6V AC/DC   |
| Input resistance                                   | ≥ 50KΩ   |                 |
| Galvanic isolation                                 | ≥ 3KV  |                 |
| Wire cross-section [AWG]                           | min: 24  | max: 16         |




You can find more information about our products and services at [www.mkc-gmbh.de](http://www.mkc-gmbh.de)



SYSTEMS  
DEVICES  
PROTOTYPES



HARDWARE  
SOFTWARE  
DEVELOPMENT



develop

assemble

ASSEMBLY  
SMD / THT  
AOI



COMPETENCE  
QUALITY  
SERVICE

CONTROLLER  
LINUX  
NODE RED

EMBEDDED  
MODULES  
SENSORS

REMOTE IO  
REST / MQTT  
POE



You can find more information about our products and services at [www.mkc-gmbh.de](http://www.mkc-gmbh.de)

MKC Michels & Kleberhoff Computer GmbH  
42329 Wuppertal, Vohwinkeler Str. 58, Germany  
Tel.: (+49) 0202 / 27317-0, Fax: (+49) 0202 / 27317-49  
[info@mkc-gmbh.de](mailto:info@mkc-gmbh.de)