

This short manual provides the most important information on operating the eNetIO in a compact form. You can find more detailed descriptions on our homepage at www.enetio.de/downloads in the technical manual and in the system setup instructions.




Assembly

Before commissioning the eNetIO, ensure that it is securely standing or fastened. The position of the device can be freely selected. The eNetIO can be mounted on a top-hat rail according to EN 60715.

Any control and supply cables used must be fastened to the screw terminals provided for this purpose using a screwdriver (PZ2) before operation.

When installing the network cable, make sure that the plug locks into the socket.

 Do not connect a power cable to the POWER terminals when using a PoE power source.


Package content

1 x eNetIO-1-a
1 x Magnet
1 x Quickguide

Safety notification

Please read and follow the safety instructions below when using the appliance.


We cannot guarantee that accidents or damage will not occur due to improper use of the appliance. Please use this product with care and at your own risk.

 Keep the device away from water, fire, moisture or hot environments.

Do not attempt to disassemble, repair or modify the device.

Do not use damaged cables with the device.

Do not operate the device outside the device specifications.

 All work on all terminals must be carried out when the device is switched off and de-energised.

Dangerous voltages (e.g. mains voltage) may be present on the terminals of the eNetIO; touching these live terminals can lead to life-threatening injuries.



You can find more information about our products and services at www.mkc-gmbh.de



Technical specifications

Dimensions LxWxH [mm]	90 x 17,5 x 60	
Ambient temperature [°C]		
- Operation	min: 0	max: 50
- Storage	min: -40	max: 80
Air humidity [% r.H.]	min: 0	max: 90
Power supply		
- Network PoE	IEEE802.3af, Class 0	
- Voltage [V]	min: 18	max: 48
- power consumption [W]	typ: 0,5	max: 3,84
Network		
Network interface	RJ45; 10/100 MBit	
IP address, IP mask ¹	192.168.015.100 / 24	
MDNS address	See label on the eNetIO	
Administrator name ¹	user_su	
Administrator password ¹	pass_su	


¹ Factory setting / changeable

Digital outputs		
Quantity	1	
Contacts	A1 - A2	
Implementation	Relay, normally open	
Rated voltage		max: 250V~
Rated current		max: 6A
Wire cross-section [AWG]	min: 24	max: 16
Digital inputs		
Quantity	1	
Contacts	B1 - B2	
V _{IH}	min: 12V AC/DC	max: 230V AC/DC
V _{IL}		max: 6V AC/DC
Wire cross-section [AWG]	min: 24	max: 16

Conformity

CE	CE note: When used in a domestic environment, the product may cause electromagnetic interference
	RoHS compliant
	REACH compliant

Recycling

	To minimise its environmental impact, the product must be treated in accordance with European Directive 2012/19/EU in order to be recycled or dismantled. The user has the choice to return his product to a competent recycling organisation or to the retailer when purchasing a new electrical or electronic equipment.
---	--



You can find more information about our products and services at www.mkc-gmbh.de