

The eNetIO-2-ab provides you with three outputs in the form of a relay normally open contact and three electrically isolated inputs.

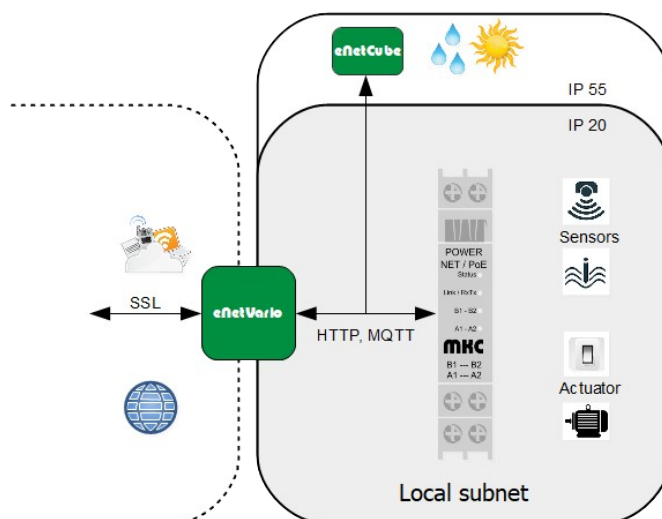
It works both stand-alone and integrated in control systems in industry or in the home user area (e.g. openHAB, **Node-Red**).

The device is an independent part of a whole series, for the connection of different sensors and actuators for industrial applications and the private environment.

The network interface is used for communication (**HTTP, JSON REST-API, MQTT**) as well as for power supply of the device via PoE.

The integrated HTTP server enables convenient setting of all system-relevant parameters.

All software interfaces are based on open protocols. Thus, all devices can be operated directly in your network environment without registration, app or cloud connection. This offers the highest possible protection for your data.



You can find more information about  
our products and services at  
[www.enetio.com](http://www.enetio.com)



## Case

- Robust and compact enclosure for top-hat rail mounting according to EN 60715

## Galvanic isolation

- The device is completely galvanic decoupled from the power supply and from the sensors and actuators connected to the screw terminals.

## Communication interface

- RJ45, LAN Ethernet 10/100MBit
- M2M Communication
- MQTT Client
- HTTP Homepage

## Power supply

- Network, PoE
- Alternatively 18 - 48V DC (protected against polarity reversal)

## 3x digital output

- Configurable as mono/bistable switch
- LED status indicator

## 3x digital input

- Sampling interval: ca. 2ms
- Weighted arithmetic mean as input filter
- LED status indicator

## Technical specifications


Dimensions LxWxH [mm]	90 x 35 x 60	
Ambient temperature [°C]		
- Operation	min: 0	max: 50
- Storage	min: -40	max: 80
Air humidity [% r.H.]	min: 0	max: 90
Power supply		
- Network PoE	IEEE802.3af, Class 0	
- Voltage [V]	min: 18	max: 48
- power consumption [W]	typ: 0,5	max: 3,84
Digital outputs		
Quantity	3	
Contacts	A1 – A2, A3 – A4, B3 – B4	
Implementation	Relay, normally open	
Rated voltage		max: 250V~
Switching voltage		max: 440V~
Breaking capacity		max: 1500VA
Rated current		max: 6A
Galvanic isolation	≥ 3KV	
Wire cross-section [AWG]	min: 24	max: 16
Contact ratings [cycles] (VDE0660, VDE0631, UL508)	- 1x10 <sup>5</sup> with 6A & 250V~ - 5x10 <sup>5</sup> with 6A (resistive) & 30V= - 3x10 <sup>6</sup> with 0,3A (L/R=40ms) & 50V=	
Digital inputs		
Quantity	3	
Contacts	B1 – B2, C3 – C4, D3 – D4	
V <sub>IH</sub>	min: 12V AC/DC	max: 230V AC/DC
V <sub>IL</sub>		max: 6V AC/DC
Input resistance	≥ 50KΩ	
Galvanic isolation	≥ 3KV	
Wire cross-section [AWG]	min: 24	max: 16




You can find more information about our products and services at [www.enetio.com](http://www.enetio.com)



SYSTEMS  
DEVICES  
PROTOTYPES



HARDWARE  
SOFTWARE  
DEVELOPMENT



develop

test

assemble

ASSEMBLY  
SMD / THT  
AOI



COMPETENCE  
QUALITY  
SERVICE

CONTROLLER  
LINUX  
NODE RED

EMBEDDED  
MODULES  
SENSORS

REMOTE IO  
REST / MQTT  
POE



Further information on our products  
and services can be found at  
[www.mkc-gmbh.com](http://www.mkc-gmbh.com)

MKC Michels & Kleberhoff Computer GmbH  
42329 Wuppertal, Vohwinkeler Str. 58  
Tel.: 0202 / 27317-0, Fax: 0202 / 27317-49  
[info@mkc-gmbh.de](mailto:info@mkc-gmbh.de)