

eNetIO-2-ah

1 DIGITAL OUTPUT (RELAY)

4 CURRENT INPUTS

1 DIGITAL INPUT

REST API

MQTT CLIENT

POE or DIRECTLY POWERED

The eNetIO-2-ah provides you with one output in the form of a relay normally open contact, one digital input and four analogue current inputs.

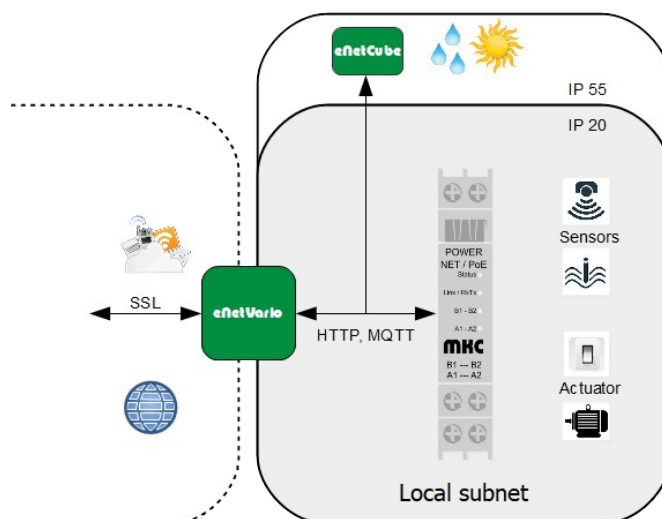
It works both stand-alone and integrated in control systems in industry or in the home user area (e.g. openHAB, **Node-Red**).

The device is an independent part of a whole series, for the connection of different sensors and actuators for industrial applications and the private environment.

The network interface is used for communication (**HTTP, JSON REST-API, MQTT**) as well as for power supply of the device via PoE.

The integrated HTTP server enables convenient setting of all system-relevant parameters.

All software interfaces are based on open protocols. Thus, all devices can be operated directly in your network environment without registration, app or cloud connection. This offers the highest possible protection for your data.



You can find more information about our products and services at www.enetio.com



Case

- Robust and compact enclosure for top-hat rail mounting according to EN 60715

Galvanic isolation

- The device is completely galvanic decoupled from the power supply and from the sensors and actuators connected to the screw terminals.

Communication interface

- RJ45, LAN Ethernet 10/100MBit
- M2M Communication
- MQTT Client
- HTTP Homepage

Power supply

- Network, PoE
- Alternatively 18 - 48V DC (protected against polarity reversal)

1x digital output

- Configurable as mono/bistable switch
- LED status indicator

1x digital input

- Sampling interval: ca. 2ms
- Weighted arithmetic mean as input filter
- LED status indicator

4x analogue current input

- Sampling interval: approx. 25ms
- 16 bit $\Delta\Sigma$ converter
- Resolution: 0.763 μ A
- Accuracy: 0.04% FSR (Full Scale Range: 25mA)
- Reverse polarity protected

Technical specifications


Dimensions LxWxH [mm]	90 x 35 x 60	
Ambient temperature [°C]		
- Operation	min: 0	max: 50
- Storage	min: -40	max: 80
Air humidity [% r.H.]	min: 0	max: 90
Power supply		
- Network PoE	IEEE802.3af, Class 0	
- Voltage [V]	min: 18	max: 48
- power consumption [W]	typ: 0,5	max: 3,84
Digital outputs		
Quantity	1	
Contacts	A1 – A2	
Implementation	Relay, normally open	
Rated voltage		max: 250V~
Switching voltage		max: 440V~
Breaking capacity		max: 1500VA
Rated current		max: 6A
Galvanic isolation	≥ 3KV	
Wire cross-section [AWG]	min: 24	max: 16
Contact ratings [cycles] (VDE0660, VDE0631, UL508)	- 1x10 ⁵ with 6A & 250V~ - 5x10 ⁵ with 6A (resistive) & 30V= - 3x10 ⁶ with 0,3A (L/R=40ms) & 50V=	
Digital inputs		
Quantity	1	
Contacts	B1 – B2	
V _{IH}	min: 12V AC/DC	max: 230V AC/DC
V _{IL}		max: 6V AC/DC
Input resistance	≥ 50KΩ	
Galvanic isolation	≥ 3KV	
Wire cross-section [AWG]	min: 24	Max: 16
Analogue inputs		
Quantity	4	
Contacts	A3 – A4, B3 – B4, C3 – c4, D3 – D4	
Measuring range	min: 0mA	max: 24mA
Load	50Ω	
Galvanic isolation	≥ 3KV	
Wire cross-section [AWG]	min: 24	max: 16




You can find more information about our products and services at www.enetio.com



SYSTEMS
DEVICES
PROTOTYPES



HARDWARE
SOFTWARE
DEVELOPMENT



develop

test

assemble

ASSEMBLY
SMD / THT
AOI



COMPETENCE
QUALITY
SERVICE

CONTROLLER
LINUX
NODE RED

EMBEDDED
MODULES
SENSORS

REMOTE IO
REST / MQTT
POE



Further information on our products
and services can be found at
www.mkc-gmbh.com

MKC Michels & Kleberhoff Computer GmbH
42329 Wuppertal, Vohwinkeler Str. 58
Tel.: 0202 / 27317-0, Fax: 0202 / 27317-49
info@mkc-gmbh.de