

# Quickguide

# eNetCube-02-01-01



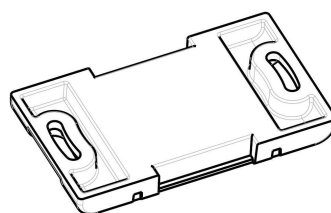
## Package contents

- 1x eNetCube
- 1x Magnet (on the underside of the housing)
- 1x Quickguide

- 1x Cover with thread



- 1x Pedestal





This quick guide provides the most important information on operating the eNetCube in a compact format. Further descriptions can be found on our homepage at [www.enetcube.de/downloads](http://www.enetcube.de/downloads) in the technical manual and in the commissioning manual.



## Assembly

Before commissioning the eNetCube, ensure that it is securely positioned or fastened. The position of the device is freely selectable. The eNetCube can be mounted on a top-hat rail in accordance with EN 60715. Alternatively, a stand and a cover with a 1/4"-20 UNC tripod thread are included with the device.

When installing the network cable and the control cables, make sure that they snap into the sockets provided. A screwdriver is required to disconnect the control cables. Use it to push in the white elements and pull on the cable at the same time.



## Technical data

Maße L x B x H (in mm)	91 x 47,2 x 42	
Ambient temperature		
• Operation	min: 0°C	max: +50°C
• Storage	min: -40°C	max: +80°C
Humidity (in % r.H.)	min: 0	max: 90
Power supply	PoE IEEE802.3af Class 1	
Power consumption	typ: 0,5W	max: 3,84W
Network		
Network interface	RJ45-Buchse; 10/100 MBit	
IP-Address, IP-Mask <sup>1</sup>	192.168.015.100 / 24	
mDNS- Address	Siehe Label auf dem eNetCube	
Administrator username <sup>1</sup>	user_su	
Administrator password <sup>1</sup>	pass_su	
Digital Inputs		
Quantity	2	
Input 1	Kontakt 1,2	
Input 2	Kontakt 3,4	
V <sub>IH</sub>	min: 12V	max: 230V
V <sub>IL</sub>	min: 0V	max: 6V
Input resistance	min: 50KΩ	
Galvanic isolation	min: 3KV	
Sampling interval	typ: 2ms	
Conductor cross-section (in AWG)	min: 24	max: 16



<sup>1</sup> Delivery status / changeable

## Conformity


CE	CE Note: When used in a private environment, the product may cause electromagnetic interference
	RoHS compliant
	REACH compliant

## Safety note

Please read and follow the following safety instructions when using the appliance. We cannot guarantee that improper use of the appliance will not result in accidents or damage. Please use this product with care and at your own risk.

	Keep the device away from water, fire, moisture or hot environments.
	Do not attempt to disassemble, repair or modify the device.
	Do not use damaged cables with the device.
	Do not operate the device outside the device specifications.
	All work on all terminals must be carried out with the appliance switched off and de-energized.  Dangerous voltages (e.g. mains voltage) may be present on the terminals of the eNetCube; touching these live terminals can lead to life-threatening injuries.

## Recycling

	To minimize its environmental impact, the product must be treated in accordance with European Directive 2012/19/EU in order to be recycled or dismantled. The user has the choice of returning the product to a competent recycling organization or to the retailer when purchasing a new electrical or electronic device.
---	--

01.2024



Further information about our services and products can be found at [www.mkc-gmbh.de](http://www.mkc-gmbh.de)

MKC Michels & Kleberhoff Computer GmbH  
42329 Wuppertal, Vohwinkeler Str. 58  
Tel.: 0202 / 27317 – 0, Fax: 0202 / 27317 – 49  
[info@mkc-gmbh.de](mailto:info@mkc-gmbh.de)