

This short manual provides the most important information on operating the eNetIO in a compact format.



Further descriptions can be found at www.enetio.com

Delivery status


Network, RJ45, 10/100 MBit	
IP-Address, IP-Mask ¹	DHCP (192.168.015.100 / 24)
mDNS- Address	Label
Administrator username ¹	user_su
Administrator password ¹	pass_su

¹Changeable


Package content

1 x eNetIO-1-a
1 x Magnet
1 x Quickguide

Recycling

	To minimize its environmental impact, the product must be treated in accordance with European Directive 2012/19/EU in order to be recycled or dismantled. The user has the choice of returning the product to a competent recycling organization or to the retailer when purchasing a new electrical or electronic device.
---	--

Conformity

	CE Note: When used in a private environment, the product may cause electromagnetic interference
	RoHS compliant
	REACH compliant



Further information on our products and services can be found at www.mkc-gmbh.com




Assembly

Before commissioning the eNetIO, ensure that it is securely standing or fastened. The position of the device can be freely selected. The eNetIO can be mounted on a top-hat rail according to EN 60715.



Any control and supply cables used must be fastened to the screw terminals provided for this purpose using a screwdriver (PZ2) before operation.

When installing the network cable, make sure that the plug locks into the socket.

	Do not connect a power cable to the POWER terminals when using a PoE power source.
--	--

Safety notification

Please read and follow the safety instructions below when using the appliance. We cannot guarantee that accidents or damage will not occur due to improper use of the appliance. Please use this product with care and at your own risk.

	Keep the device away from water, fire, moisture or hot environments.
	Do not attempt to disassemble, repair or modify the device.
	Do not use damaged cables with the device.
	Do not operate the device outside the device specifications.
	All work on all terminals must be carried out when the device is switched off and de-energised.
	Dangerous voltages (e.g. mains voltage) may be present on the terminals of the eNetIO; touching these live terminals can lead to life-threatening injuries.

Digital outputs	
Quantity	1
Contacts	A1 – A2
Digital inputs	
Quantity	1
Contacts	B1 – B2